

Taking your Research to the Cloud: **Dedoose's** Collaborative Data Management and Analysis

Dr. Michelle Salmona

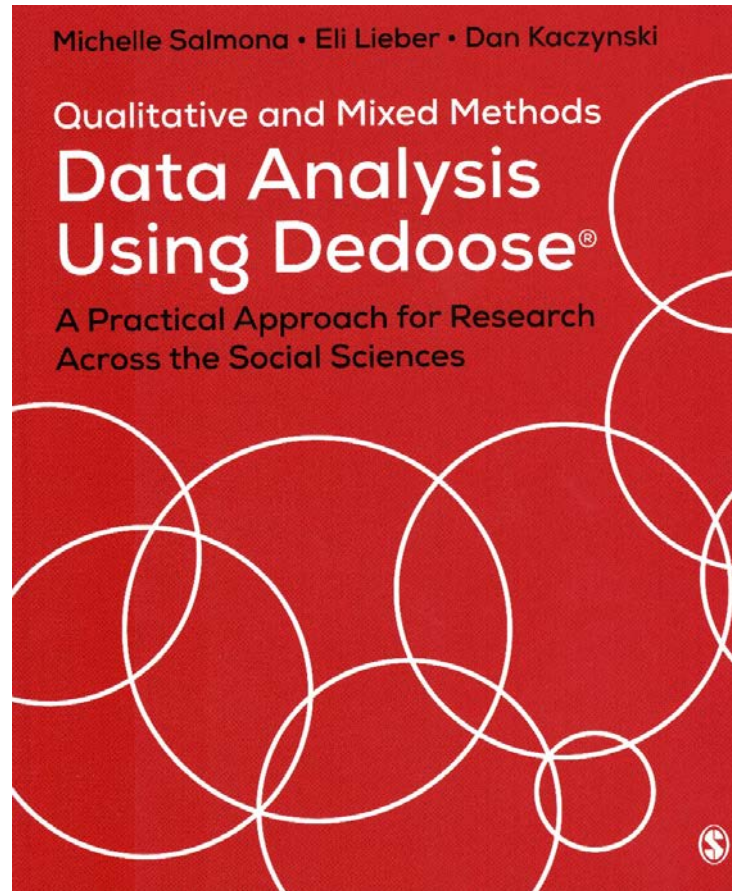
President, Institute for Mixed Methods Research
Adjunct Associate Professor, University of Canberra, Australia

msalmona@immrglobal.org

Handout: <https://immrglobal.org/Resources/Training>



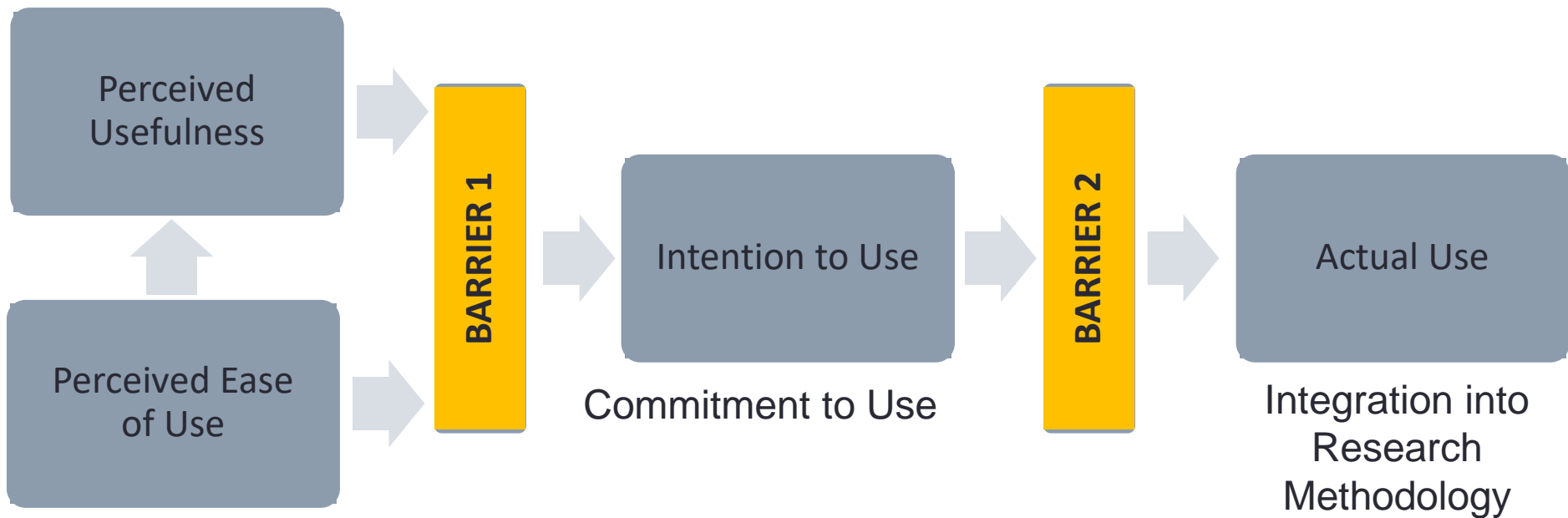
dedoose



Salmona, M., Lieber, E. and Kaczynski, D. (2020). *Qualitative and Mixed Methods Data Analysis using Dedoose: A Practical Approach for Research across the Social Sciences*. Thousand Oaks, CA: Sage.

<https://us.sagepub.com/en-us/nam/qualitative-and-mixed-methods-data-analysis-using-dedoose/book258543>

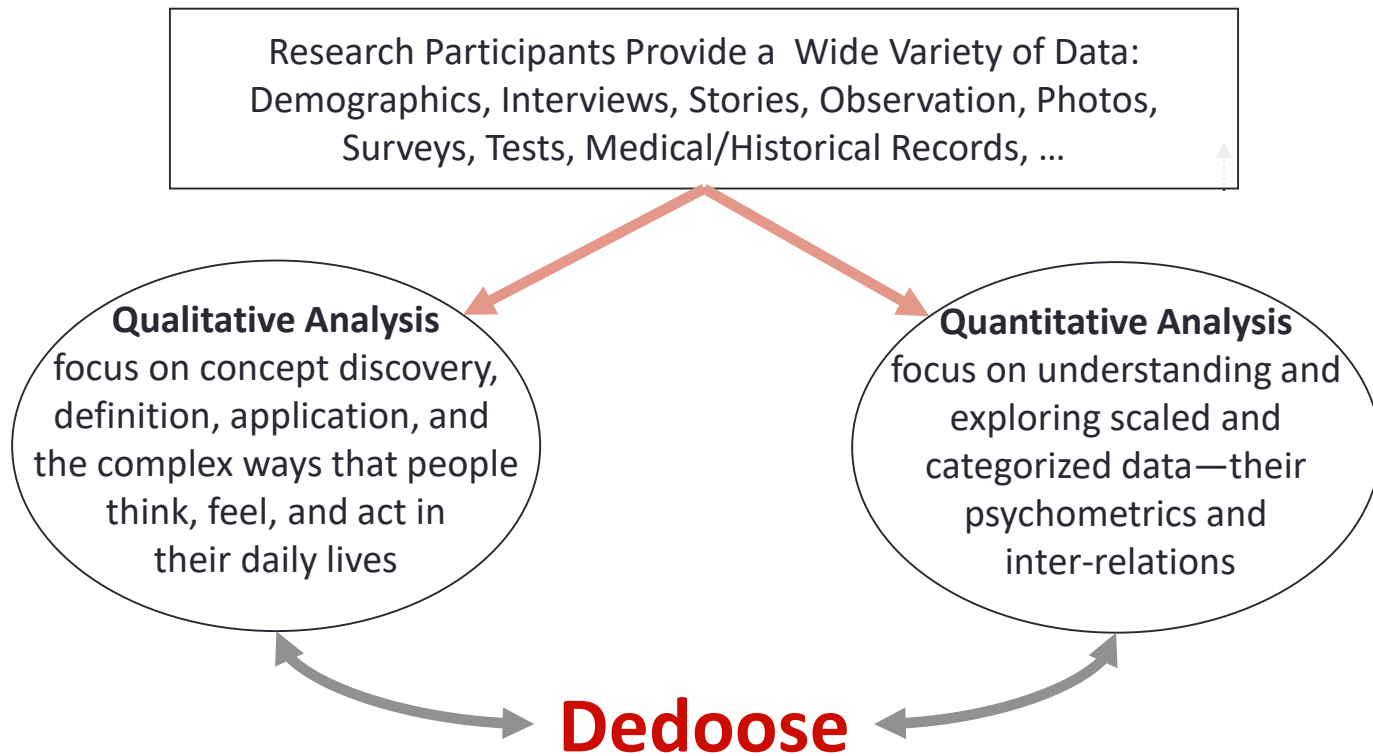
Barriers to Successful Technology Adoption



Salmona, M. & Kaczynski, D. (2016). Don't Blame the Software: Using Qualitative Data Analysis Software Successfully in Doctoral Research. *Forum Qualitative Sozialforschung/Forum: Qualitative Social Research*, 17(3), Art 11, <http://nbn-resolving.de/urn:nbn:de:0114-fqs1603117>



Mixed Method Model: Two Ways to Understand the World



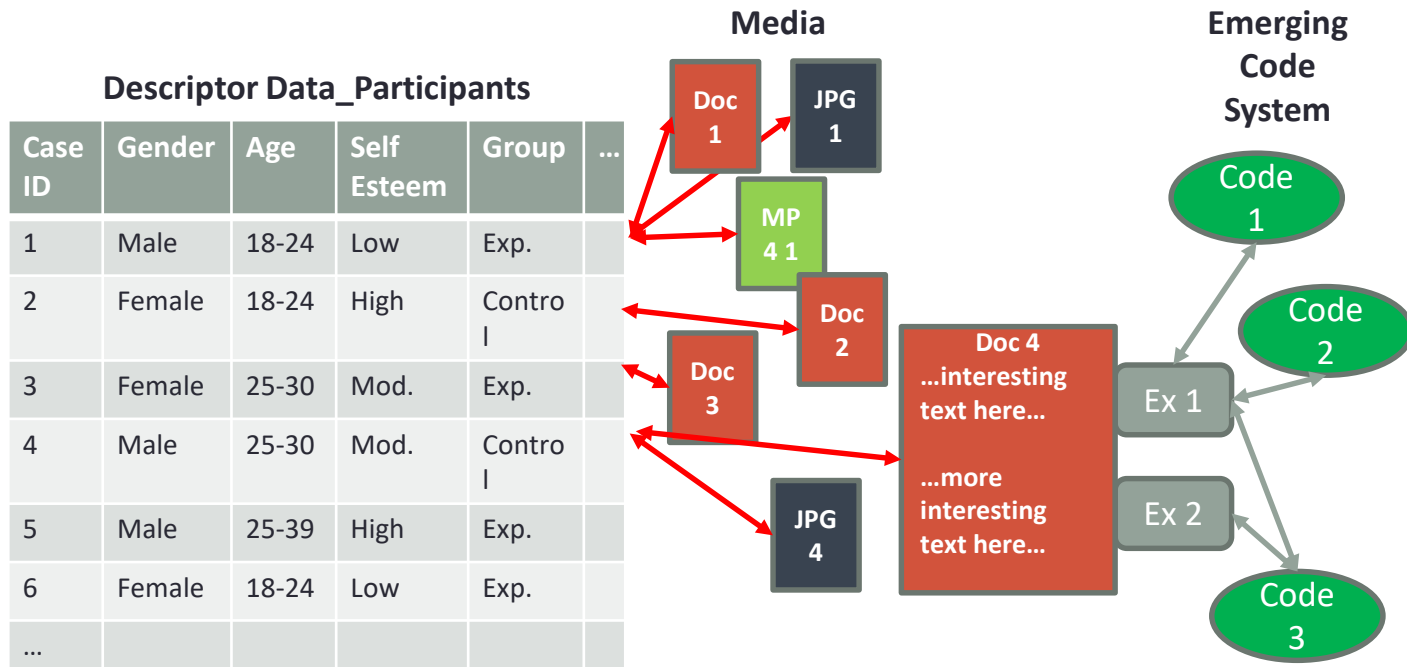
Dedoose:

REDA: Research and Evaluation Data App: Efficiency, Effectiveness, Convenience

- Platform Independent and Collaborative
 - Intuitive
 - Team members share a common project
 - Working together in real time, simultaneously
- Anytime, Anywhere, Any Computer Access to Your Data
- Flexible & Accommodating: *Free migration from other QDAS*
- Superb Data Security: <http://www.dedoose.com/terms/#SECURITY>
- Nothing to Buy, Install, Download, Upgrade, Maintain...Ever
- Low Monthly Subscription Fee—*most only pay when active*



Building a Web of Connections: Data Reduction and Management

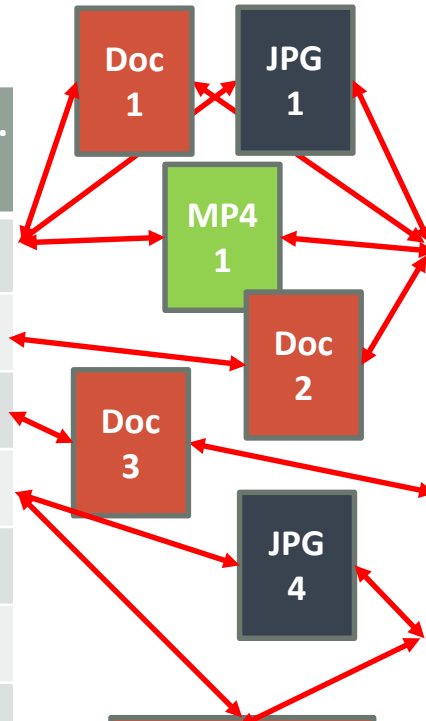


Building a Web of Connections: Levels of Analysis

Descriptor Set 1_Participants

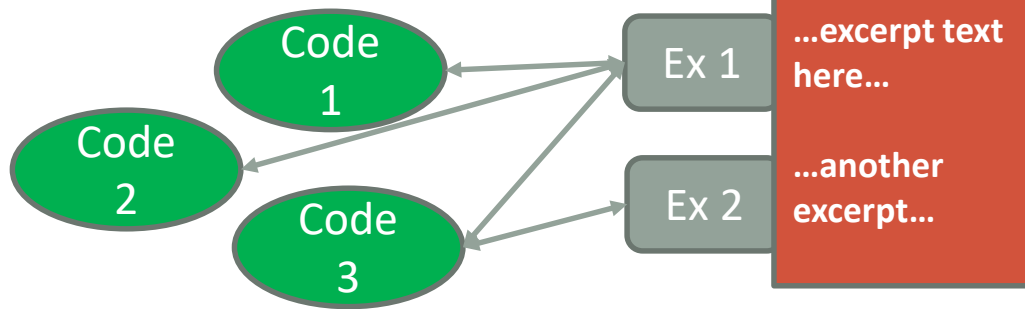
Case ID	Gender	Age	Self Esteem	Group	...
1	Male	18-24	Low	Exp.	
2	Female	18-24	High	Control	
3	Female	25-30	Mod.	Exp.	
4	Male	25-30	Mod.	Control	
5	Male	25-39	High	Exp.	
6	Female	18-24	Low	Exp.	
...					

Media

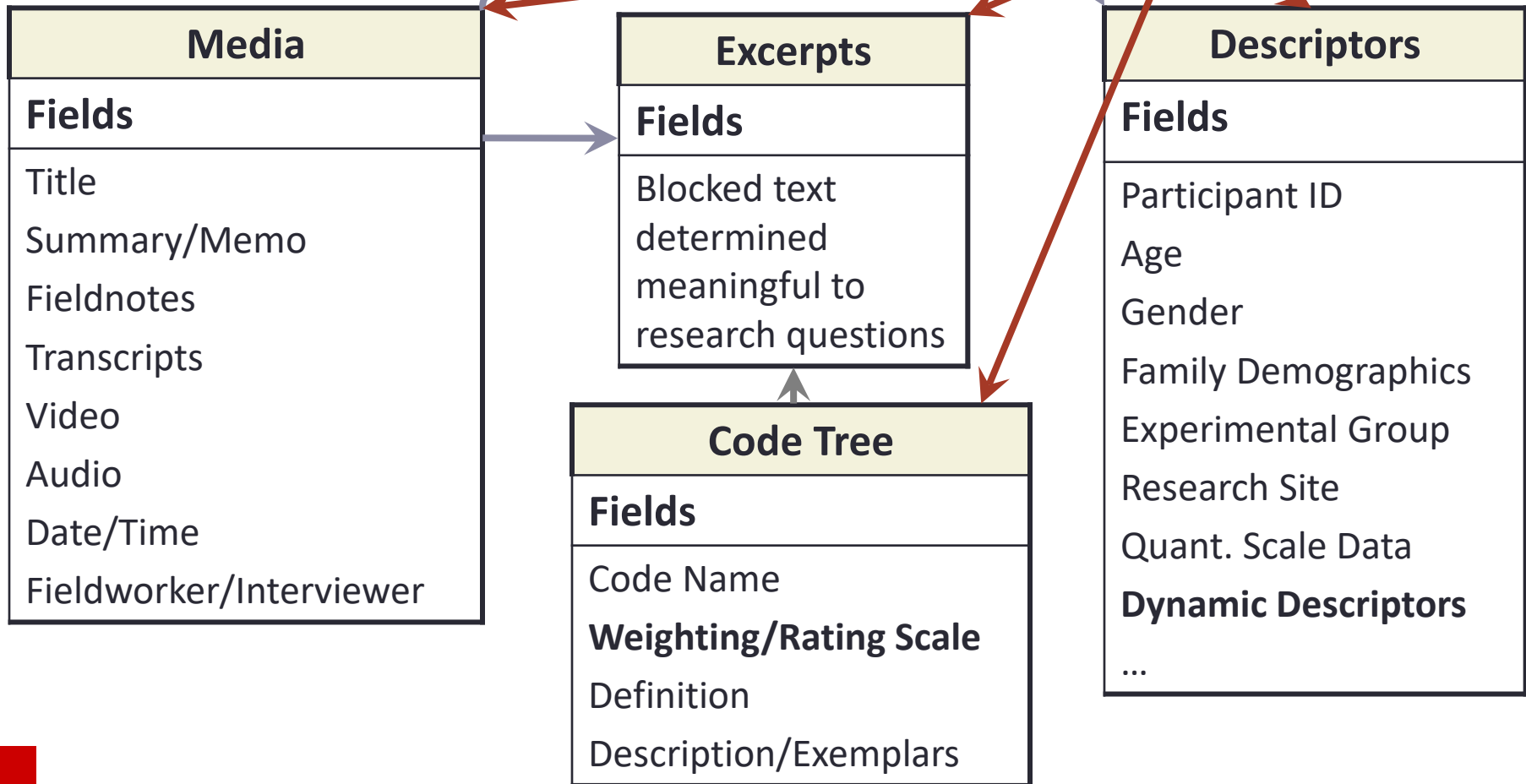
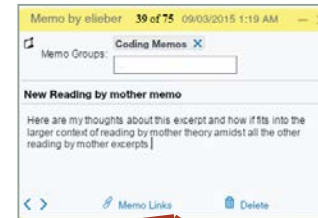


Descriptor Set 2_Schools

Sch. ID	Name	Size	% Accept	...
1	U MI	Big	Low	
2	U IL	Big	Med.	
3	CSUN	Med.	Med.	
4	KZoo	Small	High	
5	NYU	Big	Low	
6	BGU	Med.	High	
...				



Core Dedoose Building Blocks and Memo Links





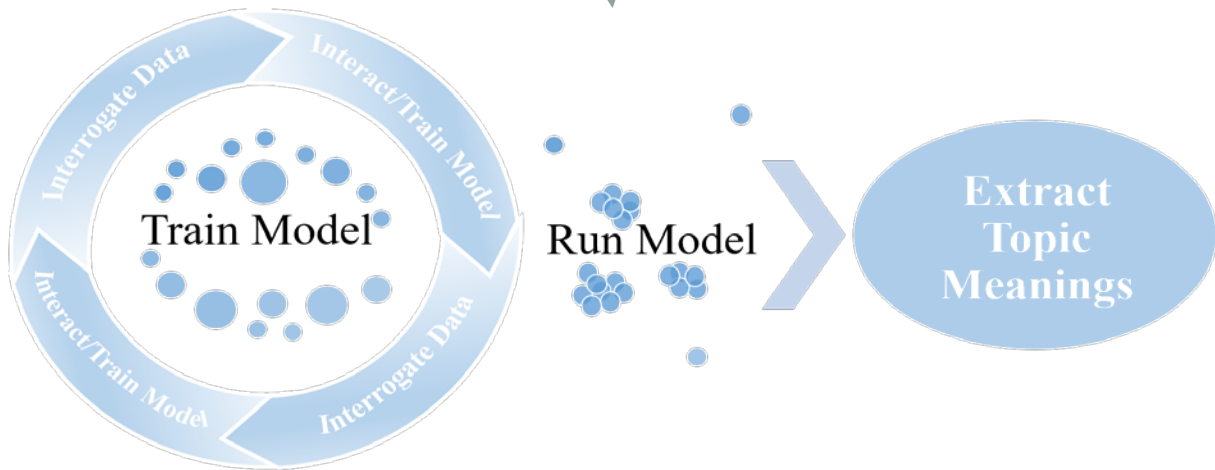
Basic Statistics in Dedoose

Available statistics:

- Chi-Square
- t-Tests
- ANOVA
- Correlation



The Future: Topic modeling



Stage 1: Researcher trains the model Stage 2: Looking for meanings and developing findings

Salmona, M., Lieber, E. and Kaczynski, D. (2020). *Qualitative and Mixed Methods Data Analysis using Dedoose: A Practical Approach for Research across the Social Sciences*. Thousand Oaks, CA: Sage



dedoose

MOVING INTO DEDOOSE
